

National Youth Settlement Framework:

Humanitarian and migrant youth arrivals to Australia: a snapshot of the data July 2014 – June 2015

This resource has been developed as a supplement to the MYAN Australia's *National Youth Settlement Framework* (NYSF). It provides an overview of the settlement trends and basic demographic data for young people from refugee backgrounds in Australia from July 2014 - June 2015. It can be utilised as a stand alone resource or read in conjunction with the NYSF.

1. Introduction

1.1 The MYAN

The Multicultural Youth Advocacy Network (MYAN) is the national peak body on multicultural youth issues – Australia's only national voice representing the needs and interests of young people from refugee and migrant backgrounds. The MYAN provides advice and capacity building to those who work with young people, supports the development of young people's skills and networks to engage in advocacy and influence the national agenda, and undertakes a range of policy and advocacy activities.

1.2. The refugee experience and settlement

Young people from refugee and migrant backgrounds have enormous potential to be active participants in Australian society, but often face particular challenges in accessing the support and opportunities they need. Their particular needs, distinct from adults and many of their Australian-born counterparts, often go unrecognised as they are a sub-set of the broader youth and settlement sectors.

Regardless of their mode of arrival, young people who settle in Australia through the Humanitarian Programme are likely to have experienced long-term insecurity, separation from family, exposure to violence and associated physical and mental health issues. They are also likely to have had limited access to services and opportunities, including education, employment, health and housing. Many humanitarian youth arrivals will have been through the experience of seeking asylum which is highly stressful and marked by periods of acute uncertainty, often compounding the effects of trauma and adding to the complexity of the settlement process.

Many young people who arrive in Australia through the Family and Skilled Migration Programmes may also come from refugee or refugee-like situations, with their experiences reflecting those of young people entering through the Humanitarian Programme. They may have less formal structures and supports in place when they begin their settlement journey in Australia. For example, young people arriving on 115 and 117 (Last Remaining and Orphan Relative) visas are typically living in Australia in

kinship care arrangements and may have particular vulnerabilities related to their pre-migration experiences and their transition to a new country and culture. However, as these young people have arrived through the Family Programme, they are not eligible for the same services as those arriving through the Humanitarian Programme. This can place additional pressure on family and mean that the needs of this group of young people are particularly complex.

Service providers may be unclear about what supports they can provide and what referral options exist, resulting in young people not accessing the support they need to navigate the settlement journey. In a 2013 report exploring the unique migration experience of young people on 117 visas, International Social Service (ISS) Australia recommended collaboration between kinship care services and the refugee and migrant settlement sector to specifically support the needs of this newly arrived group of young people.¹ The Centre for Multicultural Youth (CMY) in Victoria have also developed a resource where you can access further information about young people on a 117 or a 115 visa, their entitlements and referral options available to them.²

Young people experience settlement in ways distinct from adults due to their age, developmental stage and position within the family, and often face additional and more complex transitions than their Australian-born counterparts. The particular issues facing young people from refugee backgrounds in the settlement context include: learning a new language, adjusting to a new culture and education system (often with disrupted or limited schooling prior to Australia); finding work and establishing themselves in the Australian workforce; negotiating family relationships in the context of (new concepts of) independence, freedom and child and youth rights; negotiating cultural identity and expectations from family and community; and establishing new peer relationships.³

Young people during their settlement journey also commonly face a range of barriers to accessing services and opportunities, including language, culture, limited social and cultural capital (including unfamiliarity with the service system), age, gender, racism and discrimination and a lack of culturally responsive practice from service providers. At the same time, this group of young people come to Australia with a range of strengths, including broad international and cross-cultural knowledge, multilingual skills, adaptability and resourcefulness. A targeted or specialist approach to policy and service delivery is essential to addressing the needs of young people from refugee and migrant backgrounds and ensuring they achieve their potential as active and engaged members of Australian society. For more information and resources to support a targeted approach to youth settlement, see the MYAN's National Youth Settlement Framework and associated resources available at www.myan.org.au.

1 Kavanagh, S. (2013) Home safe home: A report on children who migrate to Australia. Available at <http://iss-ssi.org/2009/assets/files/news/ISSAustralia-HomeSafeHomeReport-May2013-web.pdf>. P. 5

2 CMY (2014) Young People on Remaining Relative visas (115) and Orphan Relative visas (117). Available at <http://www.cmy.net.au/publications/young-people-remaining-relative-visas-115-and-orphan-relative-visas-117>.

3 CMY (2006) Settling In: Exploring good settlement for refugee young people in Australia. CMY: Carlton. Available at <http://cmy.net.au/publications/settling>; and CMY (2013) Settling or surviving: Unaccompanied Young Adults Aged 18-25 Years. CMY: Carlton. Available at <http://cmy.net.au/publications/settling-or-surviving>

1.3 Background

This resource provides an overview of the settlement trends and basic demographic data for young people from refugee backgrounds in Australia with a focus on the period between July 2014 and June 2015. It also includes a brief overview of some of the issues facing young people of migrant and refugee backgrounds during the settlement process. These issues have been identified by MYAN through its national policy and advocacy work and further information can be found in the MYAN's NYSF Supplementary Resource: Young people from refugee and migrant backgrounds. It may also be read in conjunction with previous MYAN Humanitarian Youth Arrivals to Australia Information Sheets. These and other MYAN resources are available at www.myan.org.au.

The information presented here is derived from statistics collated by the Department of Social Services (DSS) based on the records of people arriving in Australia under the Humanitarian Programme. Statistics have been sourced directly from the Department of Social Service via the online Settlement Reporting Facility (SRF), which primarily uses on-arrival data supplemented by data from the Adult Migrant English Program (AMEP), Medicare and other relevant sources. This data is subject to a number of caveats that should be considered when reviewing this information.⁴

⁴ Details can be found at <https://www.dss.gov.au/our-responsibilities/settlement-and-multicultural-affairs/programs-policy/settlement-services/settlement-reporting-facility> In addition to these caveats, further notes to be considered when reviewing the information presented here can be found at Appendix 1: Further notes.

2. Young people arriving in Australia - the numbers

2.1 Age and visa types: How many young people from refugee and migrant backgrounds are settling in Australia?

Figure 1 presents the numbers of young people, aged 12 to 24, arriving through the Humanitarian Programme (humanitarian youth arrivals) by age group and year. A total of 3,176 young people aged between 12 and 24 years arrived in Australia under the Humanitarian Programme during 2014/15. During this period young people represented one fifth (174, 586) of all arrivals through the Australia's Migration Programmes. 155, 245 of these young people arrived through the Family and Skilled Programmes, representing 89% of youth arrivals through Australia's Migration Programmes.⁴ While 19,320 young people arrived through the Humanitarian Programme, representing 11% of youth arrivals through Australia's Migration Programmes.

Figure 1: Humanitarian youth arrivals by age group, 2010-2015

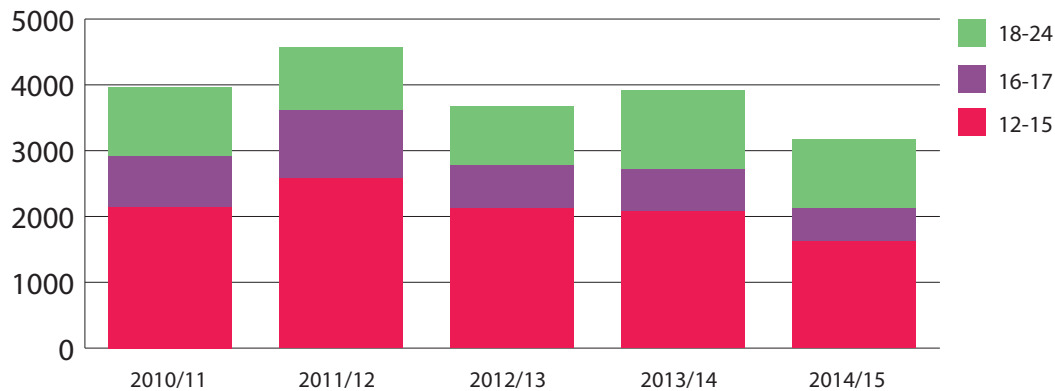


Table 1 presents the numbers of young people arriving through each migration stream (youth arrivals) by year, between July 2010 and June 2015.

Over the five years from July 2010 to June 2015, humanitarian youth arrivals consistently represented between 9% and 16% of all humanitarian arrivals to Australia and between 25% and 30% of all young people settling in Australia across the combined Humanitarian, Family and Skilled Programmes. (This is explored further in Figure 3.) As shown in Table 1, during 2014/15 humanitarian youth arrivals represented 16% of all the young people migrating to Australia, the highest percentage during this five year period. Table 1 also shows a decline in the number of young people arriving through all migration programmes during the last 12 months of this period.

Table 1: Youth arrivals by migration stream (% per year), 2010-2015

Financial Year	Humanitarian	Family	Skilled	Other ⁵	Grand Total
2010/11	3,965 (10%)	14,993 (36%)	22,047 (54%)	6 (<1%)	41,011
2011/12	4,580 (10%)	14,885 (34%)	24,521 (56%)	0 (0%)	43,986
2012/13	3,676 (10%)	13,745 (36%)	20,393 (54%)	11 (<1%)	37,825
2013/14	3,923 (12%)	11,563 (35%)	16,421 (52%)	4 (<1%)	31,911
2014/15	3,176 (16%)	8,432 (42%)	8,245 (42%)	0 (0%)	19,853
Total	19,320	63,618	91,627	21	174,586

Figure 2 presents the number of youth arrivals by age group and migration stream for the 2014/15 period. Young people arriving through the Humanitarian Programme make up the smallest number of arrivals across all age groups. While young adults, aged between 18 and 24, represent the largest numbers they were much more likely to have arrived via the Family and Skilled Programmes, with only 12% of young people in this age group arriving via the Humanitarian Programme.

Figure 2: Number of youth arrivals by age group and migration stream, 2014/15

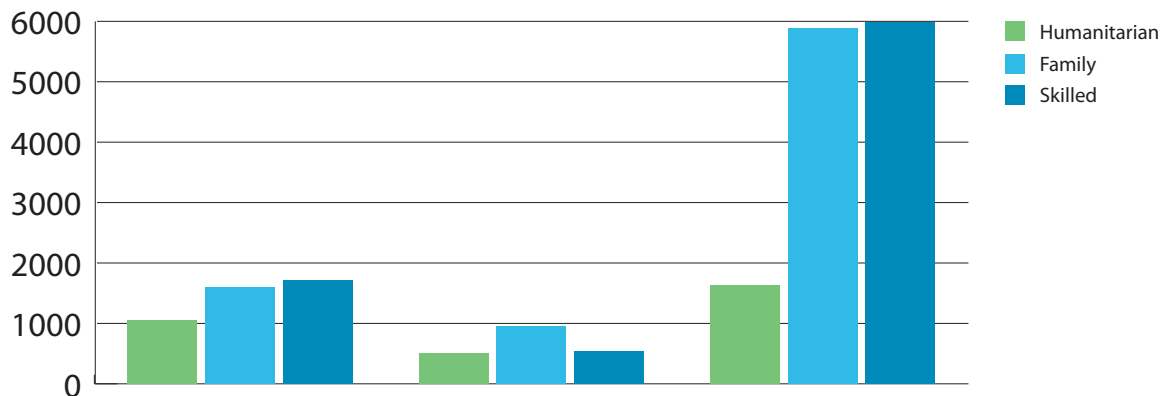
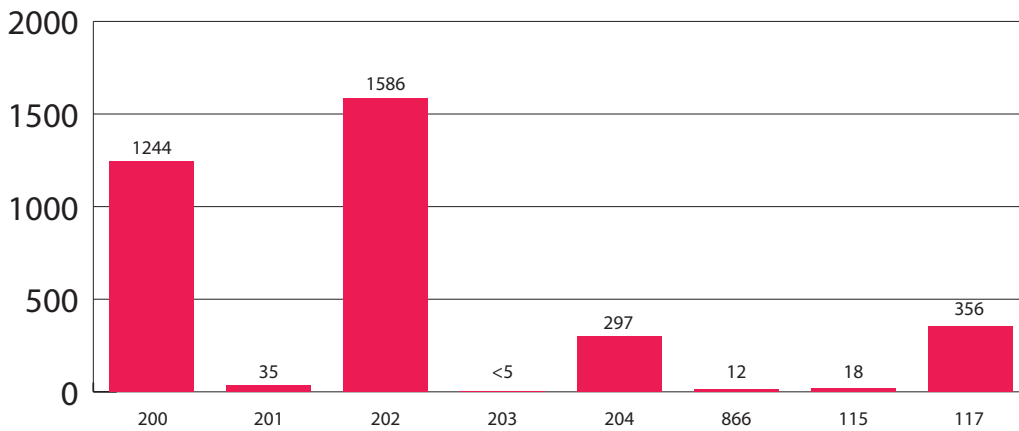


Figure 4 presents the numbers of young people by select visa sub-class arriving through the Humanitarian and Family Programmes during the five years to June 2015. Over this period there was a dramatic decrease in the number of young people receiving 866 visas – protection visas granted to those who apply for refugee protection on arrival in Australia (or Australian territories such as Christmas Island). This was the result of (legislative and policy) changes to Australian border management practices resulting in a decrease in the number of asylum seekers arriving by boat and delays in processing protection claims of boat arrivals. The small number of 201 and 203 visa holders reflects consistency in the granting of visas within these categories over the five years from July 2010 to June 2015.

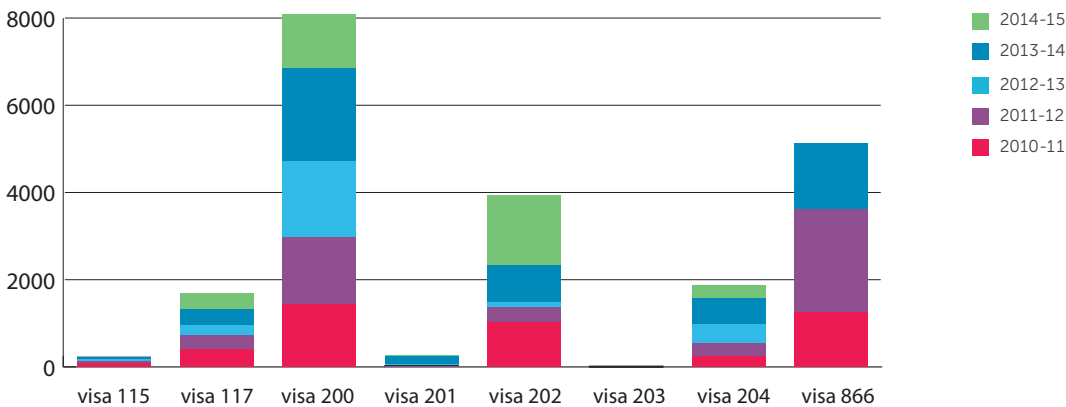
⁵ This refers to visa sub-classes that are no longer used, but have not been removed from the Settlement Database. See <https://www.dss.gov.au/our-responsibilities/settlement-and-multicultural-affairs/programs-policy/settlement-services/settlement-reporting-facility> for further information.

Figure 3: Humanitarian youth arrivals by year and visa sub-class⁶, 2010-2015

Last Remaining and Orphan Relative Visas

Australia granted 374 visas to young people through the Last Remaining Relative (115) and Orphan Relative (117) visa category during 2014/15 (see Figure 3). This number remained relatively consistent during the previous five years⁷ and represents young people aged 12 to 24 who migrate from a range of countries to live permanently in Australia with their only near relatives.

Figure 4: Youth arrivals by selected visa subclass, 2014/15



⁶ Humanitarian visas: The Refugee Visa (subclass 200) can be applied for by a person who is living outside of their home country because of fear of persecution in that country. The In-Country Special Humanitarian Visa (Subclass 201) is for people who are subject to persecution in their home country and who are not been able to leave that country to seek refuge elsewhere. The Global Special Humanitarian Programme (Subclass 202) is for a person who is living outside of their home country, who is subject to substantial discrimination (not for a Refugee Convention reason) amounting to a gross violation of their human rights in that country. Emergency Rescue Visa (Subclass 203) is for persons subject to persecution in their home country who face an immediate threat to their life or personal security. Woman at Risk Visa (Subclass 204) is for a women living outside their home country because they are subject to persecution in that country, who does not have the protection of a male relative and who is in danger of victimisation, harassment or serious abuse because of their sex. The Protection Visa (Subclass 866) is granted to individuals found to be owed protection under the Refugee Convention or Australia's Complimentary Protection criteria when applying onshore in Australia. In some cases, the 866 visa may also be granted to family members of those found to be owed protection who are also onshore in Australia. For more information on visa subclasses please visit <http://www.border.gov.au/Trav/Visa-1>)

⁷ The number of young people settling in Australia with 115 and 117 visas were: 462 in 2010/11, 378 in 2011/12, 297 in 2012/13, 423 in 2013/14, and 374 in 2014/15. See <https://www.dss.gov.au/our-responsibilities/settlement-and-multicultural-affairs/programs-policy/settlement-services/settlement-reporting-facility> for detailed overview.

2.2 Countries of birth: Where are young people from refugee backgrounds coming from?

Figure 5 presents the numbers of young people arriving through Australia's Humanitarian Programme by top countries of birth and age group during the 2014/15 period. 86% of all young people settling in Australia under the Humanitarian Programme were born in one of these ten countries. Iraq, Syria and Myanmar were the top three countries of birth for young people arriving under the Humanitarian Programme in 2014/15. This has changed from 2013/14 when Iraq, Iran and Afghanistan represented the top three countries of birth.

Figure 5: Humanitarian youth arrivals by top 10 countries of birth and age group, 2014/15

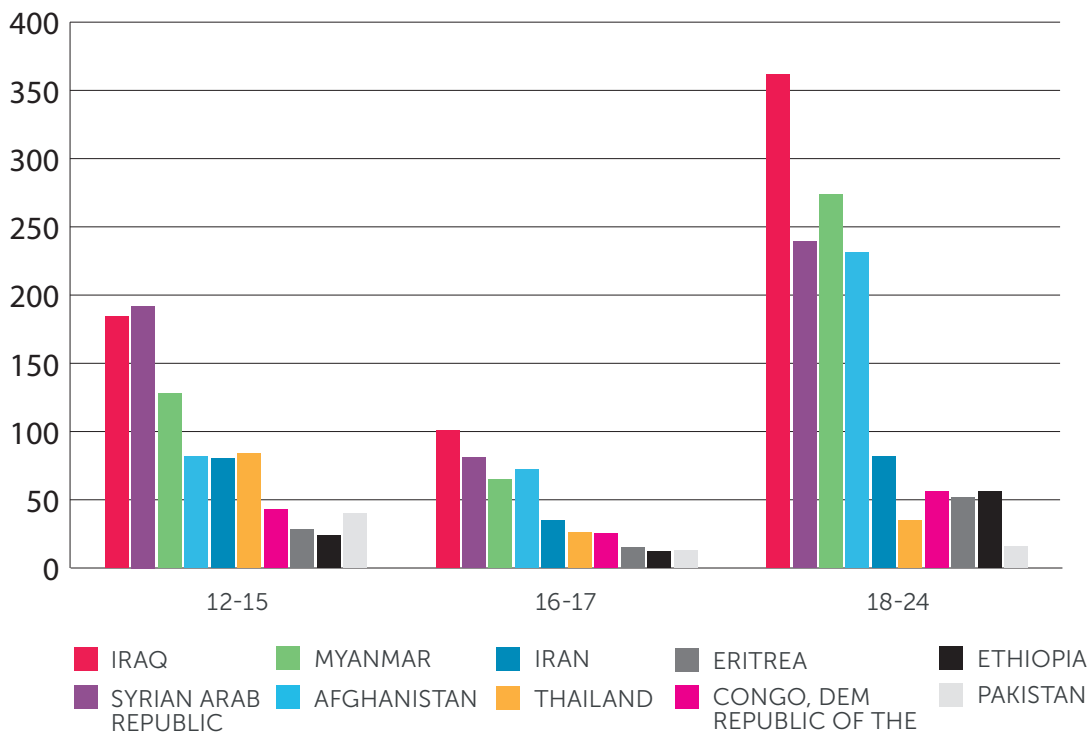


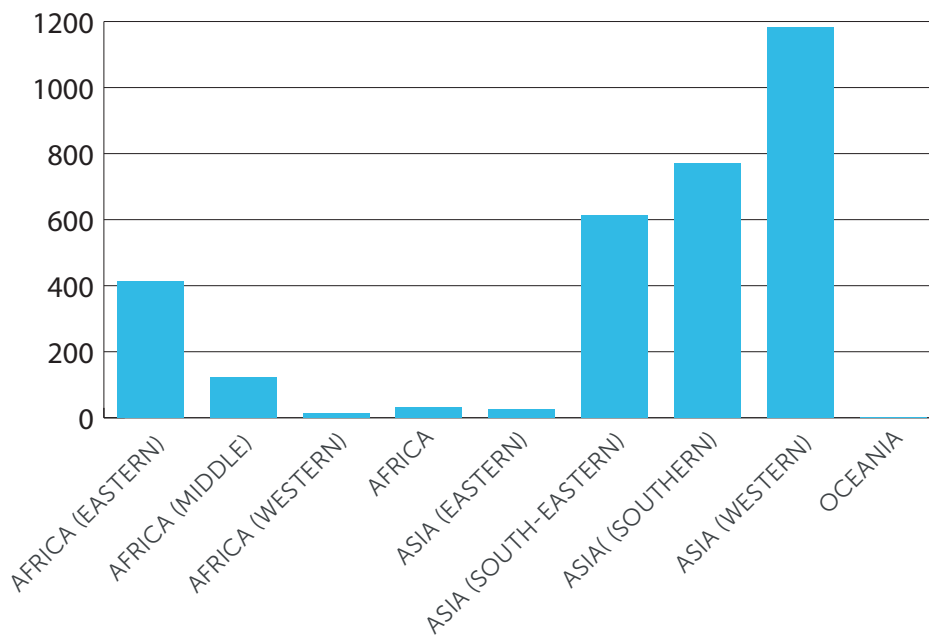
Figure 6 shows the number of young people settling under the Humanitarian Programme by their region of birth, with Western Asia (including the Middle East), South Asia and South Eastern Asia the top three regions of birth for 2014/15. Figure 7 shows the top source countries of birth for young people arriving through the Humanitarian Programme over the period July 2010 to June 2015. The range of countries presented here reflects the diverse migration experiences of young people arriving in Australia under the Humanitarian Programme.

The decrease in numbers of young people arriving through the Humanitarian Programme from Afghanistan and Iran during 2014/15, and from Pakistan and Thailand from July 2010, this will be related to broader policy and legislative changes in relation to the granting of onshore protection (866) visas (young people arriving from Afghanistan, Iran and Pakistan), as well as broader changes to intake priorities during this period (Young people arriving from Thailand).

It is important to note that country of birth does not necessarily reflect cultural background and many young people will have been born and/or lived much of their lives in countries not considered their country of origin before migrating to Australia, sometimes in refugee camp environments. For example, the families of a number of the young people born in Thailand may have come originally from Myanmar, while many of the young people born in Pakistan and Iran may have origins in Afghanistan, even though they were born and/or have lived most of their lives in these other countries.⁸

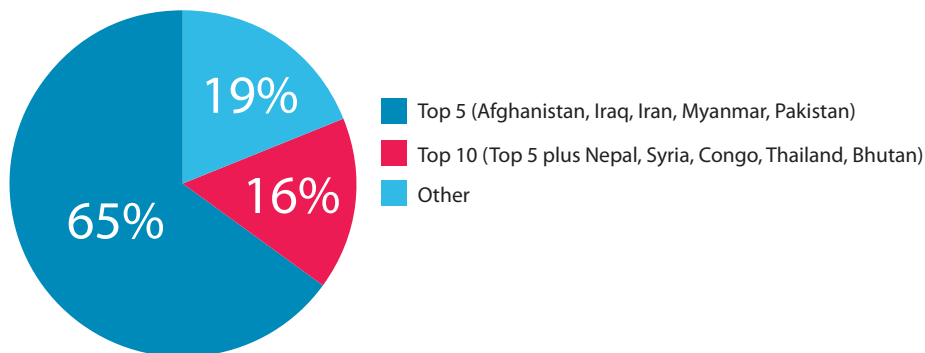
Understanding cultural background, as distinct from country of birth or even language or ethnicity, is important because culture is an essential part of every individual's identity. While recognising that every young person is unique and their experiences diverse, the cultural background of refugee and migrant young people is likely to shape both pre- and post-migration experiences, influencing how young people negotiate cultural values and norms in the settlement context and how they access and engage with services and supports. Knowing and understanding the cultural backgrounds of newly arrived young people and Australian services, and how they interact, is essential to developing effective service responses.

Figure 6: Humanitarian youth arrivals by region of birth, 2014/15



⁸ Thailand has hosted large numbers of refugees and people in refugee-like situations from Myanmar for more than 30 years, with over 100,000 people from Myanmar registered with the UNHCR in Thailand as at January 2015. Similarly, Pakistan hosts over 1.5 million Afghan refugees, while almost 1 million Afghan refugees currently are being hosted by Iran. See www.unhcr.org for further information.

Figure 7: Humanitarian youth arrivals (as %) by top 10 countries of birth, 2010-2015



2.3 Settlement locations: Where are young people from refugee and migrant backgrounds settling in Australia?

Table 2 presents the numbers of young people from refugee and migrant backgrounds by on-arrival settlement location in each of Australia's states and territories. Victoria and New South Wales settled the largest numbers of young people from the Humanitarian Programme during 2014/15. However, Tasmania settled the largest proportion of humanitarian youth arrivals to youth arrivals of any state or territory (see Table 2). This directly reflects broader settlement trends across Australia for 2014/15, with the majority of all new arrivals across all migration programmes settling in New South Wales and Victoria, and over a third of all settlers to Tasmania coming via the Humanitarian Programme.⁹

Humanitarian youth arrivals represented 16% of the total youth migration to Australia during 2014/15. The total number of humanitarian arrivals (all age groups) as a percentage of total migration to Australia during this same period was 10%. This is an increase from 6.7% in 2013/14, which was the lowest percentage of humanitarian arrivals as a percentage of total migration to Australia in 30 years.¹⁰

Table 2: Number and percentage of youth arrivals by state/territory and migration stream 2014/15

Migration Stream	ACT	NSW	NT	QLD	SA	TAS	VIC	WA	Total ¹¹
Humanitarian (as % of total)	29 (9%)	1,086 (17%)	11 (5%)	417 (17%)	296 (20%)	91 (53%)	1,048 (17%)	198 (9%)	3,176 (16%)
Family	130	2,923	108	1,100	632	38	2,521	945	8,432
Skilled	156	2,522	104	872	558	44	2,691	1,182	8,245
Total	315	6,531	223	2,389	1,486	173	6,260	2,325	19,853

⁹ Almost two thirds (64%) of all people arriving through Australia's migration program during the 2014/15 period settled in Victoria (29% or 34,253) or New South Wales (35% or 40,801). Over the same period (the 2014/15 financial year), Tasmania settled 822 people, 288 (35%) of whom arrived through the Humanitarian Programme. See <https://www.dss.gov.au/our-responsibilities/settlement-and-multicultural-affairs/programs-policy/settlement-services/settlement-reporting-facility>.

¹⁰ Australia's first planned Humanitarian Programme tailored to the special needs of refugees and asylum seekers commenced in 1977 and was designed to help Australia respond to the Indochinese humanitarian crisis, with most Indochinese resettled between 1979 and 1982. By the mid 1980s, the Humanitarian Programme intake had reduced to 11,000–12,000 per year and has remained at around 13,000 ever since. For more see, Phillips (2015) Australia's Humanitarian Program: a quick guide to statistics since 1947, Australian Parliamentary Library Research Papers 2014/15. Available at http://www.aph.gov.au/About_Parliament/Parliamentary_Departments/Parliamentary_Library/pubs/rp/rp1415/Quick_Guides/Humanitarian

¹¹ The total includes the following youth arrivals for whom state or territory was not recorded: 0 Humanitarian Programme; 35 Family Programme; and 116 Skilled Programme.

Table 3 presents the number of young people settling in each state and territory by visa type, and includes young people on 115 (Last Remaining Relative) and 117 (Orphan Relative) visas.¹²

Table 3: Youth arrivals by state/territory and visa type, 2014/15

State / Territory	ACT	NSW	NT	QLD	SA	TAS	VIC	WA	Not recorded
115*		13			<5		<5	<5	
117*	<5	71		46	62		139	34	<5
200	16	337	7	229	138	55	367	95	
201		11			8		9	7	
202	13	650	<5	93	134	18	593	84	
203								<5	
204		77	<5	94	16	18	79	10	
866		11		<5					

Between July 2010 and June 2015, more than half of all humanitarian youth arrivals to Tasmania and Queensland were of school age - the national average during this period was 45%. Table 4 presents the number of school age young people (those aged 12 to 17 years) settling in each state, through the humanitarian program and as a percentage of the total number of young people aged 12 to 17 years in that state – see row one. The percentage of humanitarian youth arrivals of school age arriving between July 2010 to June 2015 is presented in row two.

Table 4: School aged humanitarian youth arrivals (aged 12 to 17) years by state/territory, 2010 - 2015

State / Territory	ACT	NSW	NT	QLD	SA	TAS	VIC	WA	Total
number of school aged humanitarian arrivals	74	2372	42	1501	1051	337	2818	590	8785
as % of school aged population	0.25%	0.47%	0.26%	0.52%	1.05%	0.94%	0.71%	0.44%	0.58%
as % of humanitarian youth arrivals	41%	43%	37%	51%	50%	55%	45%	39%	45%

¹² See Sections 2.1 and 4 for further information.

* These two visa categories fall under the Family Programme, not the Humanitarian Programme, but are provided here for reference. See Endnote no. 5 for further information.

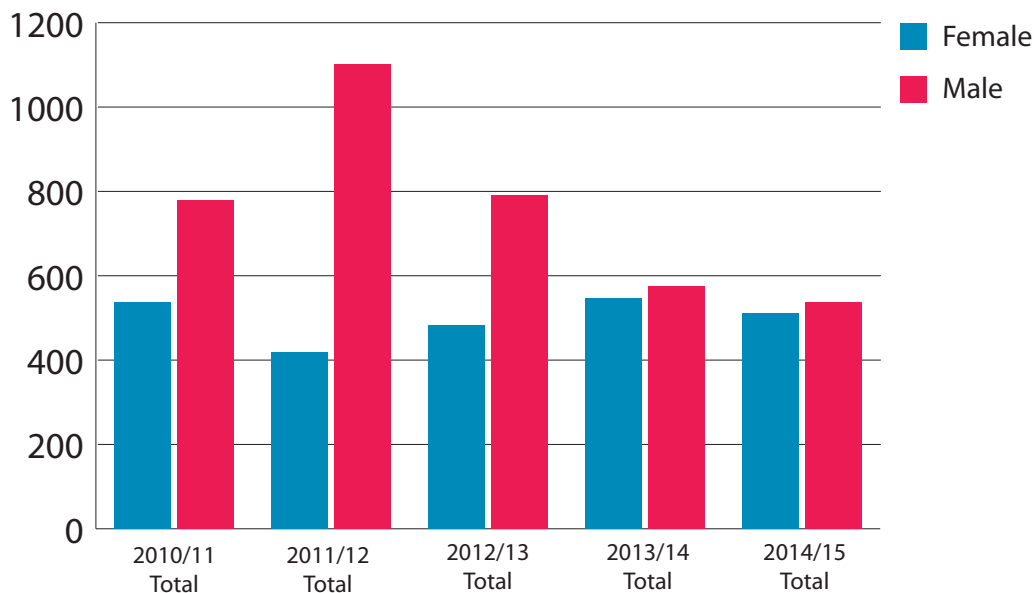
¹³ The comparison state and territory statistics for children aged 12 to 17 years in school are taken from ABS data for the year 2014. ABS (2015) ABS 4221.0 – Schools, Australia 2014, Table 40a. Available at www.abs.gov.au

3. Characteristics and experiences of young people from refugee backgrounds

3.1 Gender

Figure 8 presents the number of humanitarian youth arrivals by year of arrival and gender, with a comparison between 2011/12 and 2014/15. The figure shows a substantial decrease in young male arrivals from July 2010 to June 2015 and an increase in the number of young women arriving under the Humanitarian Programme. As noted earlier (Section 2.1), this will be a result of policy and legislative changes over recent years, which impacted asylum seeker boat arrivals and the number of visas being granted onshore, as a majority of arrivals in this group were young males.

Figure 8: Humanitarian youth arrivals by year and by gender, 2010-2015



3.2 Languages spoken

Figure 9 compares the top 10 main languages reported by humanitarian youth arrivals in 2010/11 with the top main languages reported for 2014/15. Arabic was the main language reported by this group of young people during this period. Notably, while English and Tamil were reported in the top 20 main languages for this group in 2010/11, they did not appear in the top 20 in 2014/15. In contrast, Chaldean (including Non-Aramaic Chaldean) was a top 10 language in 2014/15 but did not appear in the top 20 languages reported by humanitarian youth arrivals in 2010/11.

The main languages reported by humanitarian youth closely reflect the top countries of birth across the same period, with some exceptions. This is because the main language reported by a newly arrived humanitarian young person may not reflect their country of birth, just as country of birth may not reflect cultural or ethnic identity (see notes on page 7 and footnote 8). For example, Thailand is a top 10 country of birth for newly arrived young people however Thai does not appear in the top 20

main languages of humanitarian youth arrivals over the same period. This is because Thailand is a major source country for young humanitarian arrivals who speak Karen, Chin and Burmese languages. Similarly, Dari, Arabic, Assyrian, Hazaragi and Farsi are spoken throughout Afghanistan, Iraq, Syria and Iran, as well as by humanitarian youth arrivals born in Pakistan. Arabic is also widely spoken in the countries of birth of other newly arrived young people, including for example those born in Eritrea and Ethiopia. Nepali is spoken by arrivals from Nepal and Bhutan, while Swahili is spoken by young people who report their country of birth as the Democratic Republic of Congo, as well as by those from Kenya, Tanzania, Uganda, Rwanda and Burundi.

Figure 9: Humanitarian youth arrivals by top 10 main languages, 2010/11 compared with 2014/15¹⁴

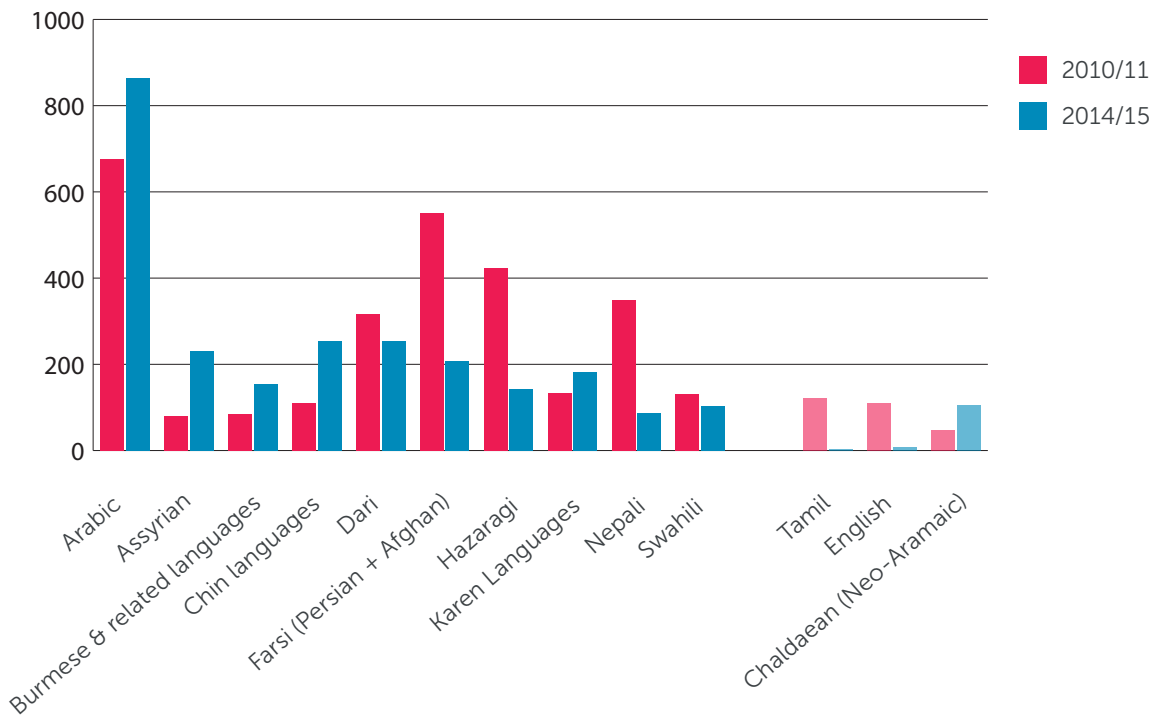
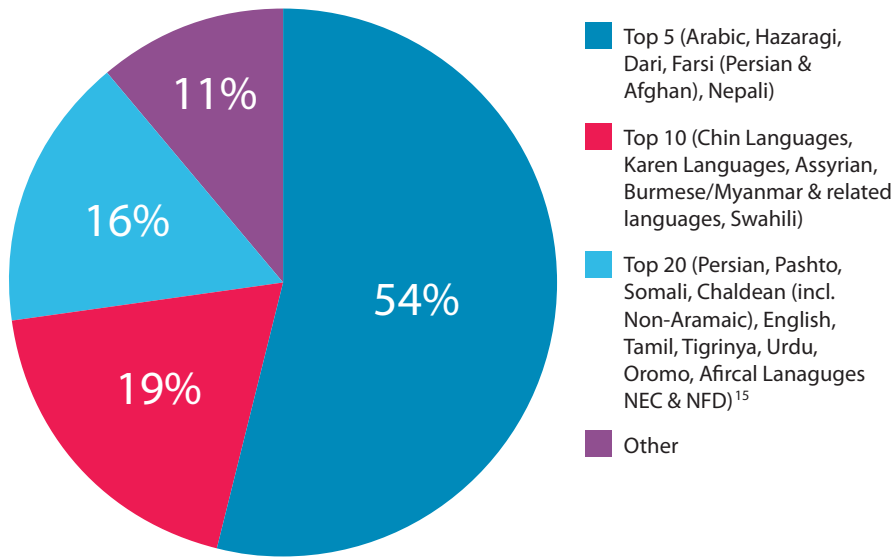


Figure 10 presents the percentage of humanitarian youth arrivals by main language over the five years from July 2010. During this period, more than half of all humanitarian youth arrivals reported one of Arabic, Hazaragi, Dari, Farsi (Persian & Afghan), or Nepali as their main language. Chin, Karen and other languages from Myanmar were also highly reported, along with Assyrian, the latter representing the more recent increase in humanitarian arrivals from Syria.

¹⁴ Tamil, English and Chaldean (Non-Aramaic) are provided here as a reference and to allow for comparison with previous years' Information Sheets.

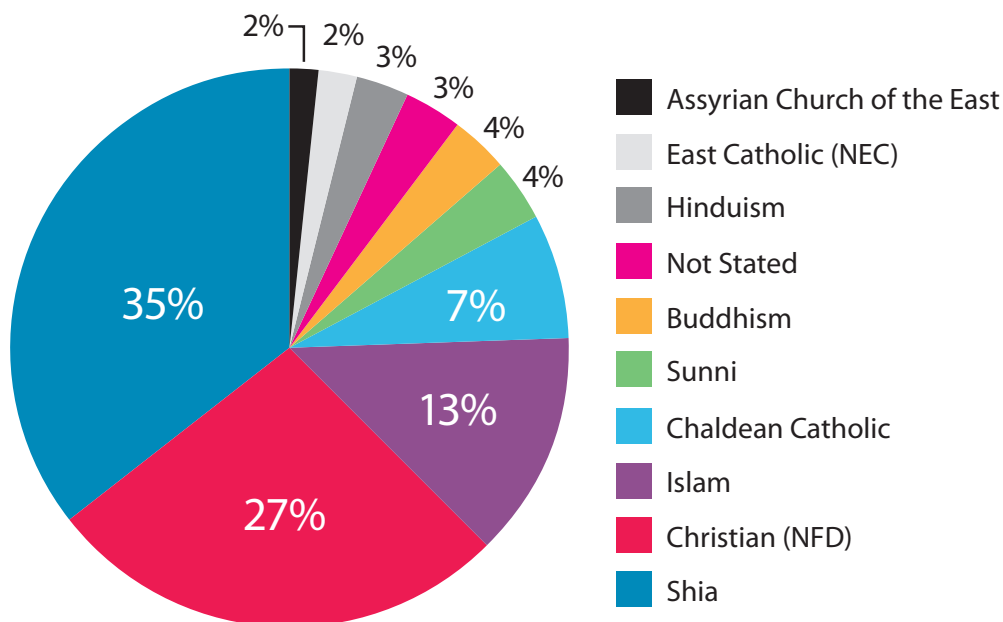
Figure 10: Percentage of humanitarian youth arrivals by main languages spoken, last five years



3.3 Religion

Figure 11 presents the top ten reported religions of humanitarian youth arrivals to Australia over the period July 2010 to June 2015. During this period Shia, Christian and Islam were recorded as the religion of almost three quarters of all humanitarian youth arrivals.

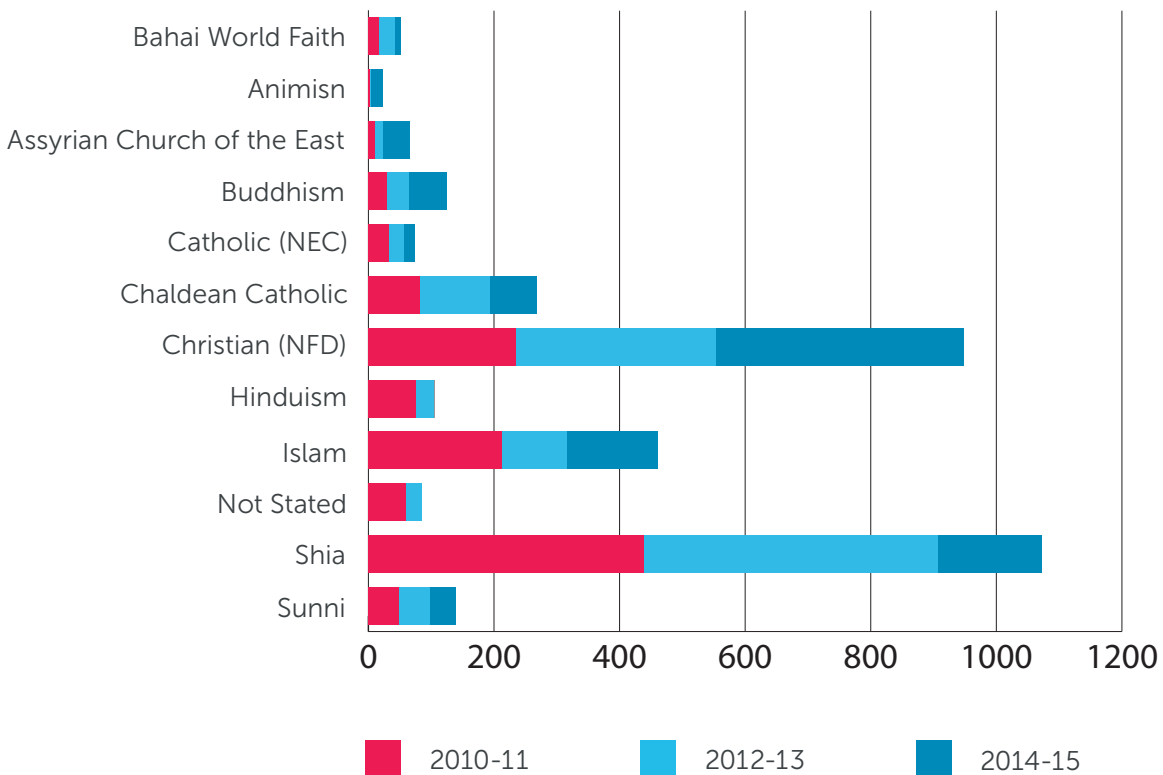
Figure 11 Top 10 stated religions for 2010 – 2015 as proportion of humanitarian youth arrivals



¹⁵ NEC – not elsewhere classified. NFD – not further defined.

Figure 12 presents the number of humanitarian youth arrivals by top reported religion from July 2010 to June 2015. It reflects that, while the majority of young people (over 70%) continued to report Islam, Christian or Shia as their religion in 2014/15, as they did in 2010/11, the proportions changed quite significantly. In 2014/15 the number of humanitarian youth arrivals reporting their religion as Shia or Islam had almost halved from the 2010/11 and 2012/13 periods, while the number of young people reporting Christian as their religion had almost doubled across the same period.

Figure 12: Number of humanitarian youth arrivals by top reported religions 2010/11 compared to 2012/13 and 2014/15



Appendix 1: Further Notes

In addition to the caveats applicable to the data source, referenced in Footnote 1, it is important to note that:

- Young people refers to those aged between 12 to 24 years – data available through existing Government reporting facilities only allows a breakdown of 12–24 years.
- While this Information Sheet provides an overview primarily of young people settling under Australia’s Humanitarian Programme, it is important to note that some young people arriving in Australia under the Family and Skilled Programmes may come from situations, countries or regions where they may have experienced refugee-like situations.
- Data displayed as ‘year of arrival’ was provided by the Department of Social Services on 3 September 2015, all data presented is accurate as at this date within noted caveats of the Settlement Reporting Facility (SRF).¹⁶
- After arriving in Australia young people move for a variety of reasons, including housing affordability and availability, education and employment opportunities, and the availability of accessible and appropriate services. Settlement data presented here reflects information about young people’s on-arrival settlement location as updated at 3 September 2015. Given the mobility of many newly arrived young people and the challenges of maintaining up-to-date data on secondary settlement (relocation), the information provided here should be considered a guide only.
- The statistics provided refer to financial years and not calendar years.
- The visa sub-classes included under the Humanitarian Stream in this Information Sheet are: 200 (Refugee), 201 (In-country special humanitarian programme), 202 (Global special humanitarian programme), 203 (Emergency rescue), 204 (Woman at risk) and 866 (Protection visa).¹⁷

¹⁶ Department of Social Services, <https://www.dss.gov.au/our-responsibilities/settlement-and-multicultural-affairs/programs-policy/settlement-services/settlement-reporting-facility> for further information.

¹⁷ For more information on these visas please visit <http://www.border.gov.au/Trav/Refu/Offs/Refugee-and-Humanitarian-visas>